

DURAPOST® BOLT-DOWN

DESCRIPTION

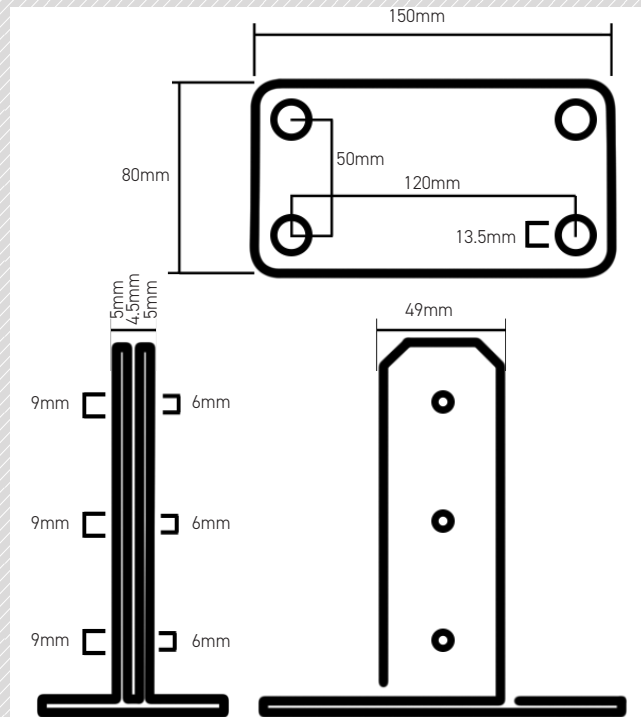
Constructed from S275 grade hot rolled steel, the DuraPost Bolt-Down post support enables the fixing of DuraPosts to solid surfaces, suitable for fixing into masonry or concrete surfaces (not tarmac).

RECOMMENDED USES


Bolt-downs are commonly used in driveways at roughly 1200mm heights, or in compounds where the closer corners provide additional strength for taller posts.

FINISH


The DuraPost Bolt-Down has been hot dip galvanised to standard BS EN ISO 1461: 2009.



01 SLOT THE DURAPOST ONTO BOLT-DOWN SO THAT THE POST CENTRE SITS BETWEEN THE TWO 'ARMS'.



02 FIX INTO THE POST THROUGH THE LARGEST BOLT-DOWN HOLES.



03 FIX THROUGH THE BOLT-DOWN BASE SECURING IT TO THE SOLID SURFACE.



SITEMATE®
BY BIRKDALE

RECOMMENDED FIXINGS

25mm H.D. 5.5 SITEMATE Hex Head Self Drilling Screw with Washer



100mm M10 SITEMATE Masonry Bolt

